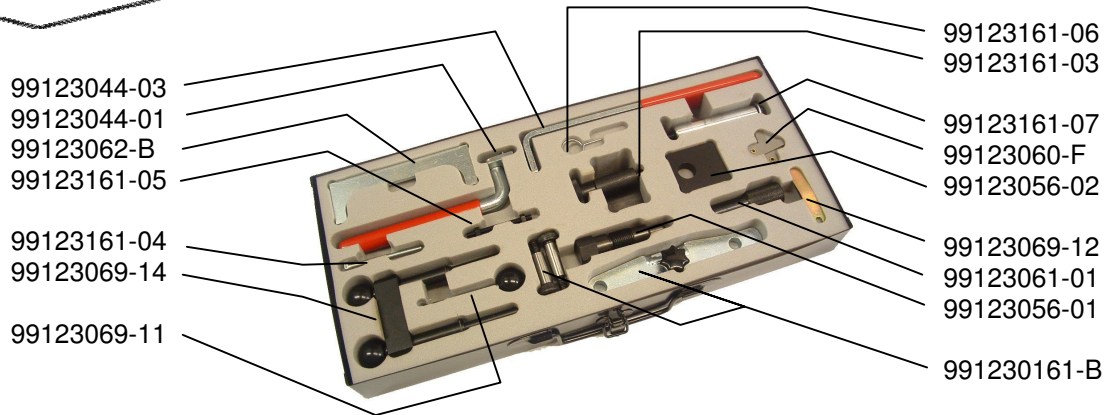




99123162 Motorset - VAG



Die folgende Anleitung ist nur als allgemeine Richtlinie zu verstehen. Besondere Vorgehensweisen sind der anerkannten Fachliteratur zu entnehmen !

Bei Arbeiten an der Motorsteuerung die Batterie immer abklemmen, um eine Beschädigung des Motors zu verhindern !

I. Vorbereitende Tätigkeiten

Bitte entnehmen Sie der anhängenden Zuordnungs-Liste die benötigten Einstell- und Arretier-Werkzeuge, entsprechend dem zu bearbeitenden Fahrzeug-Typ.

- Um Arbeiten an der Motorsteuerung zu ermöglichen, wird bei Bedarf die Frontmaske gelöst. Durch das Einsetzen der Montagehülsen kann die Maske nun nach vorn gezogen werden und muss nicht komplett demontiert werden. 99123161-07 Fig. 1
- Zum Lösen der Lüfterkupplung die Schraube in die dafür vorgesehene Bohrung einsetzen, und so die Kupplung sichern. 99123161-04 Fig. 2
- Die Spannrolle des Antriebsriemen entspannen, dazu wird die Schraube eingesetzt, der Spanner durch das Verdrehen der Mutter zurückgezogen. 99123161-05 Fig. 3
In dieser Position wird die Spannrolle gesichert. Der Sicherungsstift bleibt dort, bis zum Abschluss der Arbeiten. 99123161-06 Fig. 3

Fig. 1

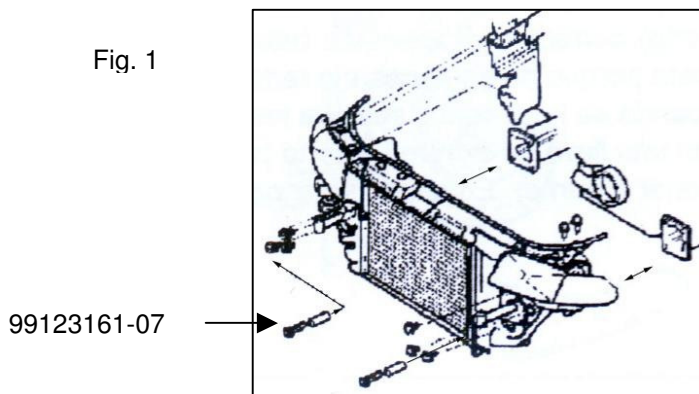


Fig. 2

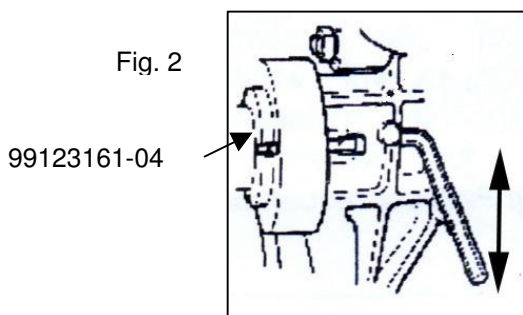
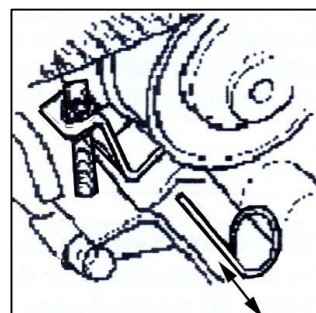


Fig. 3



Die folgende Anleitung ist nur als allgemeine Richtlinie zu verstehen. Besondere Vorgehensweisen sind der anerkannten Fachliteratur zu entnehmen !

Bei Arbeiten an der Motorsteuerung die Batterie immer abklemmen, um eine Beschädigung des Motors zu verhindern !

II. Kurbelwelle sichern

- Drehen Sie den Motor auf die vorgeschriebene Position (meist OT oder Einspritz-/ Zünd- Zeitpunkt). Die Zahnriemen-Abdeckung entfernen.
 - Jetzt kann die Kurbelwelle arretiert werden, 99123056-01 Fig. 4
 - Die Arretierung auf dem Riemenrad der Kurbelwelle anbringen, 99123161-03 Fig. 5 + Fig. 6
- Diese Vorrichtung ist nur zur Sicherung der Einstellung zu verwenden !!**

Fig. 4

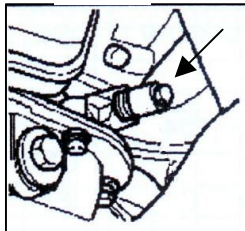


Fig. 5

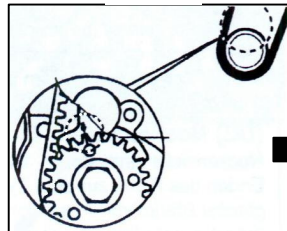
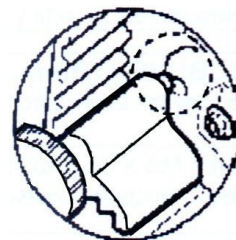


Fig. 6



III. Nockenwelle sichern

- Zur Sicherung der Nockenwelle nun den Ventildeckel entfernen und das Lineal in den Schlitz der Welle einlegen und mit Hilfe der Fühlerlehren vermitteln. 99123062-B + 99123060-F Fig. 7
- Typ bedingt die Vakuumpumpe lösen und die Vorrichtung vor die Nockenwelle schrauben, das Lineal greift wieder in den Schlitz der Welle 99123161-B Fig. 8
- Die Schutzkappen der Nockenwellen entfernen und die Platten zur Arretierung der Wellen einsetzen 99123056-02 Fig. 9+ Fig. 10
- Die Sicherung der beiden Nockenwellen-Räder erfolgt durch einstecken der Arretierung durch die Räder in dafür vorgesehene Aufnahmen im Zylinderkopf. 99123069-14 Fig. 11

Fig. 7

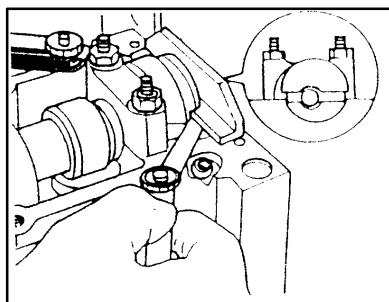


Fig. 8




Fig. 9




Fig. 10

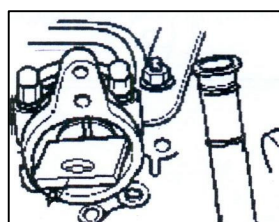
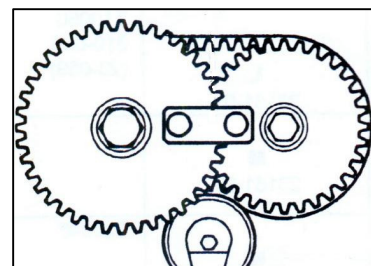


Fig. 11



Die folgende Anleitung ist nur als allgemeine Richtlinie zu verstehen. Besondere Vorgehensweisen sind der anerkannten Fachliteratur zu entnehmen !

Bei Arbeiten an der Motorsteuerung die Batterie immer abklemmen, um eine Beschädigung des Motors zu verhindern !

III. Einspritzpumpen - Rad einstellen

- Das einfache Riemenrad wird durch einstecken des Sicherungsbolzen in den Zylinderkopf arretiert 99123061-01 Fig. 12
- Das zweiteilig Pumpenradrad, mit drei Schrauben befestigt, wird zum Nockenwellen-Rad gesichert. Dazu den Stift einsetzen. 99123069-11 Fig. 13 Es kann Kraftstoff austreten.

IV. Riemenspanner lösen

- Die Haltemutter nur lösen. Mit Hilfe des Spannschlüssels die Rolle verdrehen, bis der Riemen lose ist. die Mutter wieder leicht anziehen. 99123044-01 oder 99123044-03 Fig. 14
- Den Automatik-Spanner durch verdrehen entspannen und das Fixierplättchen einsetzen. Es wird erst nach Ersatz des Steuerriemen entfernt. 99123069-12 Fig. 15

Fig. 12

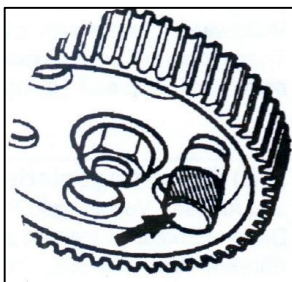


Fig. 13

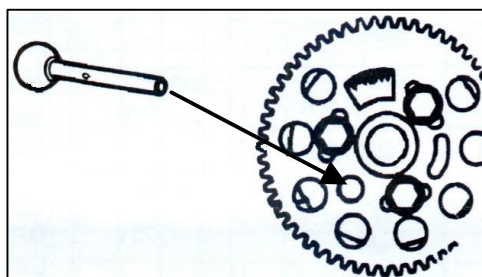


Fig. 14

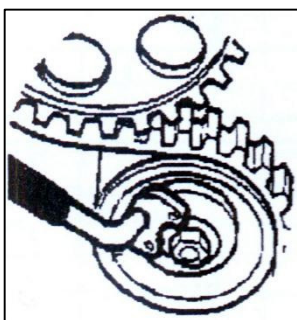
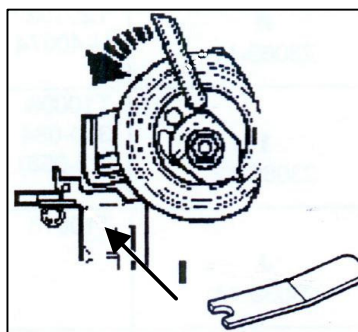


Fig. 15



V. Steuerriemen

- Überzeugen Sie sich von dem korrekten Sitz aller Einstell-Hilfen, bevor der Steuerriemen entfernt wird.
- Nach dem Auflegen des Steuerriemen, die Spannung gemäß den Hersteller Vorgaben durchführen.
- **Vor dem Probelauf den Motor von Hand 2x durchdrehen, um eine Beschädigung auszuschließen.**

| Anwendungen 99123612 | Motorcode | Jahr | 99123044 | 99123044 | 99123044 | 99123044 | 99123044 | 99123044 | 99123044 | 99123044 | 99123044 | 99123044 | 99123044 | 99123044 | 99123044 | 99123044 | 99123044 | 99123044 | 99123044 | 99123044 | |
|---|---|-------|----------|----------|----------|----------|----------|----------|----------|----------|----------|----------|----------|----------|----------|----------|----------|----------|----------|----------|----|
| | | | 01 | 01 | 01 | 01 | 01 | 01 | 01 | 01 | 01 | 01 | 01 | 01 | 01 | 01 | 01 | 01 | 01 | 01 | 01 |
| Audi - Petrol | | | | | | | | | | | | | | | | | | | | | |
| A2 1,4 | AUA | 00-02 | | | | | | | | | | | | | | | | | | | |
| A3 1,6 | AEH,AKL,APF | 96-02 | | | | | | | | | | | | | | | | | | | |
| A3 1,8/Turbo, S3 1,8 Turbo | AGN,AGU,APY | 96-02 | | | | | | | | | | | | | | | | | | | |
| 80 1,3/1,8, 100 1,8 (NO TOOLS REQUIRED) | DD,DR,DS,DT,DZ,EP,JN,JU,JV,JW,MU,NE,NP,PH,PM,PP,PV,RN,RS,RU,SA,SD,SE,SF,SH,WA, | 79-94 | | | | | | | | | | | | | | | | | | | |
| 80 1,6/2,0 (NO TOOLS REQUIRED) | WF,WP,WV,WY,YH,YK,YN,YP,YU,YV,YY,YZ,ABS,3A,4B | 79-90 | | | | | | | | | | | | | | | | | | | |
| 80 1,6/2,0, 100/A6 2,0 | AAD,AAE,ABB,ABK,ABM,ABT,ADA | 91-97 | | | | | | | | | | | | | | | | | | | |
| Cabriolet/A6 1,8 (NO TOOLS REQUIRED) | ADR | 95-00 | | | | | | | | | | | | | | | | | | | |
| 80/90 2,0/2,2/2,3 | (With guide pulley) | 82-91 | | | | | | | | | | | | | | | | | | | |
| 100 1,9/2,0/2,2/2,3 | HP,HX,HY,JS,JT,JY,KE,KF,KG,KH,KK,KL,KP,KU,KV,KX,KZ,MC,NF,NG,PS,PX,RT,SL,WC,WH,W | 82-91 | | | | | | | | | | | | | | | | | | | |
| 100/200 2,2 Turbo, 200 2,2/2,3 | U,1B,2B | 82-91 | | | | | | | | | | | | | | | | | | | |
| 80/Coupe 2,0/2,2/2,3 | | 82-91 | | | | | | | | | | | | | | | | | | | |
| 80/100 2,0 16v | (with manual tensioner) 6A,ACE | 90-94 | | | | | | | | | | | | | | | | | | | |
| 80/100/A6 2,0 16v | (with automatic tensioner pulley) ACE | 94-97 | | | | | | | | | | | | | | | | | | | |
| 80/Coupe/100 2,3 | NG,AAR | 91-94 | | | | | | | | | | | | | | | | | | | |
| 80/A4/100/A6 2,6/2,8 | AAH,ABC | 91- | | | | | | | | | | | | | | | | | | | |
| A8/Cabrio 2,8 | AAH,ABC | 91-02 | | | | | | | | | | | | | | | | | | | |
| A4 1,6 | ADP | 94-97 | | | | | | | | | | | | | | | | | | | |
| A4 1,6 | AHL,ALZ | 96-02 | | | | | | | | | | | | | | | | | | | |
| A4 1,8/Turbo, A6 1,8 Turbo | ADR(-07/97),AEB,AJL | 94-02 | | | | | | | | | | | | | | | | | | | |
| A4 1,8 | ADR | 97-01 | | | | | | | | | | | | | | | | | | | |
| A4 1,8 Turbo, A4 2,0 | ALT,AVJ | 01- | | | | | | | | | | | | | | | | | | | |
| A4/A6 2,4, A4/A6/A8 2,8, S4 2,7 Turbo | AGA, AJG, ALF, AGB, ALG, ALW, APR, AOD | 97-02 | | | | | | | | | | | | | | | | | | | |
| A4/A6/A8 2,8 30v | ACK | 95-02 | | | | | | | | | | | | | | | | | | | |
| A6 1,8 | AJP | 97-02 | | | | | | | | | | | | | | | | | | | |
| TT 1,8 | AJQ, APX | 98-02 | | | | | | | | | | | | | | | | | | | |
| Audi - Diesel | | | | | | | | | | | | | | | | | | | | | |
| A2 1,2 TDI, A2 1,4 TDI, A3 1,9 TDI | AJM, AMF, ANY, ASZ, ATD, ATJ, AVB, AVF, AWX | 99-02 | | | | | | | | | | | | | | | | | | | |
| A4/A6 1,9TDI | | 99-02 | | | | | | | | | | | | | | | | | | | |
| A3 1,9 TDI | AGR, AHF, ALH | 96-02 | | | | | | | | | | | | | | | | | | | |
| 80 1,9 TDI | IZ | 91-95 | | | | | | | | | | | | | | | | | | | |
| 80 1,9 Turbo D | AAZ | 91-94 | | | | | | | | | | | | | | | | | | | |
| 100 2,5 TDI | ABP, AAT | 91-95 | | | | | | | | | | | | | | | | | | | |
| A4/A6 1,9TDI | IZ, AHU, AFN, AFF, AVG | 94- | | | | | | | | | | | | | | | | | | | |
| A4 1,9 TDI | AHH | 97-01 | | | | | | | | | | | | | | | | | | | |
| A4/A6/A8/Allroad 2,5 V6 TDI | AFB, AKN, AKE, AYM | 97- | | | | | | | | | | | | | | | | | | | |
| A6 2,5 TDI | AEL, AAT | 94-97 | | | | | | | | | | | | | | | | | | | |
| SEAT Petrol | | | | | | | | | | | | | | | | | | | | | |
| Arosa 1,0/1,4 (NO TOOLS REQ'D) | AEE, AER, AEX, AKK, AKV, ALD, ALL, ALM, ANV, ANW, ANX, APQ, AUC, AUD | 96-02 | | | | | | | | | | | | | | | | | | | |
| Ibiza 1,0/1,4/1,6 (NO TOOLS REQ'D) | | 96-02 | | | | | | | | | | | | | | | | | | | |
| Cordoba 1,0/1,4/1,6 (NO TOOLS REQ'D) | | 96-02 | | | | | | | | | | | | | | | | | | | |
| Inca 1,4/1,6 (NO TOOLS REQ'D) | | 96-02 | | | | | | | | | | | | | | | | | | | |
| Arosa/Ibiza/Cordoba/Toledo/Leon 1,4 16v | AFK, AHW, APE, AQQ, AUA, AXP | 99-02 | | | | | | | | | | | | | | | | | | | |
| Ibiza/Malaga 1,2/1,5 | 021A1, 021A2 | 84-93 | | | | | | | | | | | | | | | | | | | |
| Ibiza/Cordoba 1,05/1,3/1,4/1,6 | AAV, ABU, AAU, ABD, 2G | 93-99 | | | | | | | | | | | | | | | | | | | |
| Ibiza/Cordoba 1,4 16v | AFH | 95-99 | | | | | | | | | | | | | | | | | | | |
| Ibiza/Cordoba 1,6/1,8/2,0 | Timing mark on front of camshaft sprocket ABS, ADY, ADZ, AGG, 1F, 2E | 93-02 | | | | | | | | | | | | | | | | | | | |
| Toledo 1,8/2,0 | | 93-02 | | | | | | | | | | | | | | | | | | | |
| Alhambra 2,0 | | 93-02 | | | | | | | | | | | | | | | | | | | |
| Inca 1,6 | | 93-02 | | | | | | | | | | | | | | | | | | | |
| Ibiza/Cordoba/Toledo 1,6 | AFT, AKS | 96-00 | | | | | | | | | | | | | | | | | | | |
| Ibiza/Cordoba/Leon/Toledo 1,6 | AEH, AKL, APF, AUR | 99-02 | | | | | | | | | | | | | | | | | | | |
| Ibiza/Cordoba 1,8 16v | KR, PL, ABF, ADL | 91-99 | | | | | | | | | | | | | | | | | | | |
| Toledo 1,8/2,0 16v | | 91-99 | | | | | | | | | | | | | | | | | | | |
| Ibiza/Cordoba 1,8 Turbo, Toledo 1,8, Leon 1,8/Turbo | AGN, APG, APP, APT, AQX, AYP | 99- | | | | | | | | | | | | | | | | | | | |
| Ibiza/Cordoba 2,0 16v | ABF | 96-99 | | | | | | | | | | | | | | | | | | | |
| Toledo 1,6/1,8 | Timing mark on rear of camshaft sprocket EZ, 1F, RP | 91-97 | | | | | | | | | | | | | | | | | | | |
| Alhambra 1,8 Turbo | AJH, AWC | 97- | | | | | | | | | | | | | | | | | | | |
| Alhambra 2,0 | ATM | 00- | | | | | | | | | | | | | | | | | | | |
| SEAT Diesel | | | | | | | | | | | | | | | | | | | | | |
| Terra 1,3D/1,4D | MN, 1W | 90-95 | | | | | | | | | | | | | | | | | | | |
| Arosa 1,4 TDI | AMF | 99- | | | | | | | | | | | | | | | | | | | |
| Arosa 1,7 SDI | AKU | 98- | | | | | | | | | | | | | | | | | | | |
| Ibiza/Malaga 1,7D | 022 A 5000 | 84-93 | | | | | | | | | | | | | | | | | | | |
| Ibiza/Cordoba 1,7 SDI | Automatic tensioner AAZ, AEY, AFN, AHU, AKW, AVG, 1Y, 1Z | 94-00 | | | | | | | | | | | | | | | | | | | |
| Ibiza/Cordoba/Toledo 1,9D/TD | | 94-00 | | | | | | | | | | | | | | | | | | | |
| Ibiza/Cordoba 1,9 SDI/TDI | | 94-00 | | | | | | | | | | | | | | | | | | | |
| Toledo/Alhambra 1,9 TDI | | 94-00 | | | | | | | | | | | | | | | | | | | |
| Inca 1,9 SDI | | 94-00 | | | | | | | | | | | | | | | | | | | |
| Ibiza/Cordoba/Toledo 1,9D/TD | Manual Tensioner 1Y, AAZ | 91-95 | | | | | | | | | | | | | | | | | | | |
| Ibiza/Cordoba/Toledo 1,9D/TD, Inca 1,9D | Two piece injection pump sprocket 1Y, AAZ | 94- | | | | | | | | | | | | | | | | | | | |
| Ibiza/Cordoba/Leon 1,9 SDI/TDI | AGP, AGR, AHF, ALH, AQM, ASV | 99- | | | | | | | | | | | | | | | | | | | |
| Toledo 1,9 TDI | | 99- | | | | | | | | | | | | | | | | | | | |
| Alhambra 1,9 TDI | ANU, AUY | 99- | | | | | | | | | | | | | | | | | | | |
| Skoda Petrol | | | | | | | | | | | | | | | | | | | | | |
| Fabia 1,4 | AUA, AUB | 99- | | | | | | | | | | | | | | | | | | | |
| Felicia/Octavia 1,6 (NO TOOLS REQ'D) | AEE | 96- | | | | | | | | | | | | | | | | | | | |
| Octavia 1,6 | AEH, AKL | 97- | | | | | | | | | | | | | | | | | | | |
| Octavia 1,8/Turbo | AGN, AGU | 96- | | | | | | | | | | | | | | | | | | | |
| Octavia 2,0 | AQY | 99- | | | | | | | | | | | | | | | | | | | |
| Skoda - Diesel | | | | | | | | | | | | | | | | | | | | | |
| Felicia/Felicia Pick-Up/Cube Van 1,9D | AEF | 96-01 | | | | | | | | | | | | | | | | | | | |
| Octavia 1,9 SDI | AGP | 97-01 | | | | | | | | | | | | | | | | | | | |
| Octavia 1,9 TDI | AGR, AHF | 96-01 | | | | | | | | | | | | | | | | | | | |
| Volkswagen - Petrol | | | | | | | | | | | | | | | | | | | | | |
| Lupo 1,0 (NO TOOLS REQ'D) | Automatic tensioner ADX, AEA, AEE, AER, AEV, AEX, AKK, AKP, AKV, ALD, ALL, ANV, ANX, | 94- | | | | | | | | | | | | | | | | | | | |
| Polo 1,0/1,1/1,3/1,4/1,6 (NO TOOLS REQ'D) | | 94- | | | | | | | | | | | | | | | | | | | |
| Polo Classic/ Caddy/ Golf/ Vento 1,4/1,6 | APQ, AUC, AUD | 94- | | | | | | | | | | | | | | | | | | | |
| Lupo/Polo Classic/Caddy 1,4 16v | AFK, AHW, AJV, AKQ, APE, AQQ, ARC, AUA, AUB, ATN, AUS, AVY, AXP, AZD | 97- | | | | | | | | | | | | | | | | | | | |
| Polo/Golf/Bora 1,4/1,6 16v | | 97- | | | | | | | | | | | | | | | | | | | |
| Polo 1,1/1,3 (NO TOOLS REQ'D) | Water pump tensioner FA, FJ, FY, FZ, EP, EU, GF, GG, GK, GN, GL, GS, GT, HB, HH, HJ, HK, | 80-95 | | | | | | | | | | | | | | | | | | | |
| Polo G40 (NO TOOLS REQ'D) | | 80-95 | | | | | | | | | | | | | | | | | | | |
| Golf/Jetta 1,1/1,3/1,4/1,6 (NO TOOLS REQ'D) | | 80-95 | | | | | | | | | | | | | | | | | | | |
| Golf/Vento 1,4/1,6 (NO TOOLS REQ'D) | | 80-95 | | | | | | | | | | | | | | | | | | | |
| Scirocco/Passat/Santana 1,3 (NO TOOLS REQ'D) | HW, HZ, MH, NU, NZ, PY, SC, AAK, AAU, AAV, ABD, ABU, ACM, 2C, 2G, 3F | 80-95 | | | | | | | | | | | | | | | | | | | |
| Polo 1,4 16v | AFH | 95- | | | | | | | | | | | | | | | | | | | |
| Polo Classic/ Caddy 1,6/1,8 (NO TOOLS REQ'D) | Timing mark on front of camshaft sprocket DX, EG, EM, EV, EW, EX, EZ, FB, FD, FH, FK, FN, FP, | 95- | | | | | | | | | | | | | | | | | | | |
| Golf/Jetta/Vento/Caddy 1,6/1,8/2,0 (NO TOOLS REQ'D) | | 86- | | | | | | | | | | | | | | | | | | | |
| Scirocco 1,6/1,8 (NO TOOLS REQ'D) | FR, FT, FV, GH, GU, GX | | | | | | | | | | | | | | | | | | | | |

| Anwendungen 99123612 | Motorcode | Jahr | 99123044 | 99123044-01 | 99123044-02 | 99123044-03 | 99123044-04 | 99123044-05 | 99123044-06 | 99123044-07 | 99123044-08 | 99123044-09 | 99123044-10 | 99123044-11 | 99123044-12 | 99123044-13 | 99123044-14 | 99123044-15 | 99123044-16 | 99123044-17 | 99123044-18 | 99123044-19 | 99123044-20 | |
|---|--|-------|----------|-------------|-------------|-------------|-------------|-------------|-------------|-------------|-------------|-------------|-------------|-------------|-------------|-------------|-------------|-------------|-------------|-------------|-------------|-------------|-------------|--|
| Golf/Jetta/Caddy/ Scirocco 1,5/1,6/1,8 (NO TOOLS REQ'D) | Timing mark on rear of camshaft sprocket DS, DT, DX, DZ, EG, EM, EV, EW, EX, EZ, FB, FD, FH, FK, FN, FP, FR, FT, FV, GH, GU, GX, GZ, HM, HN, HT, HV, JB, JH, JJ, JN, JU, JV, KT, PB, PF, PN, PP, RD, RE, RF, RG, RH, RL, RM, RP, RV, WV, WY, YN, YP, YS, YY, AAM, ABN, ABS, DTA, EZA, 1F, 1P, 2H | 74-91 | | | | | | | | | | | | | | | | | | | | | | |
| Passat/ Santana 1,6/ 1,8 (NO TOOLS REQ'D) | | 74-91 | | | | | | | | | | | | | | | | | | | | | | |
| Golf/Jetta/Vento/Passat/Corrado 1,8/2,0 16v | Manual Tensioner KR, PL, ABF, 9A | 85-94 | | | | | | | | | | | | | | | | | | | | | | |
| Scirocco 1,8 16v | | 85-94 | | | | | | | | | | | | | | | | | | | | | | |
| Golf/Bora 1,8/Turbo, Beetle 1,8 Turbo | AGN, AGU, AQA, AVC, ARZ | 97- | | | | | | | | | | | | | | | | | | | | | | |
| Golf/Bora 2,0 | AQY, APK | 98- | | | | | | | | | | | | | | | | | | | | | | |
| Beetle 2,0 | | 98- | | | | | | | | | | | | | | | | | | | | | | |
| Golf/Vento/Passat/Corrado 2,0 16v | Automatic tensioner 9A, ABF | 94-98 | | | | | | | | | | | | | | | | | | | | | | |
| Golf Cabriolet 2,0 / Passat 1,6 | ADP, ATU, AWF, AWG | 96- | | | | | | | | | | | | | | | | | | | | | | |
| Passat 1,6 | AHL, ALZ, ANA, ARM | 96- | | | | | | | | | | | | | | | | | | | | | | |
| Passat 1,8 | ADR, APT, ARG | 96- | | | | | | | | | | | | | | | | | | | | | | |
| Passat 1,8 Turbo | AEB, ANB, APU | 96- | | | | | | | | | | | | | | | | | | | | | | |
| Passat 2,8 30v | ACK, ALG, APR, AOD | 96- | | | | | | | | | | | | | | | | | | | | | | |
| Sharan 1,8 Turbo | AJH | 97-00 | | | | | | | | | | | | | | | | | | | | | | |
| Transporter 2,0 | AAC | 90- | | | | | | | | | | | | | | | | | | | | | | |
| Transporter 2,5i | AAF, ACU | 91-95 | | | | | | | | | | | | | | | | | | | | | | |
| Transporter 2,5i | ACU, AET, APL, AVT | 95- | | | | | | | | | | | | | | | | | | | | | | |
| LT 2,4 | DL, HS, 1E | 83-96 | | | | | | | | | | | | | | | | | | | | | | |
| Volkswagen - Diesel | | | | | | | | | | | | | | | | | | | | | | | | |
| Lupo 3L 1,2 TDI | AJM, AMF, ANU, ANY, ASZ, ATD, ATJ, AUY, AVB, AVF, AWX, AXR, AYZ | 99- | | | | | | | | | | | | | | | | | | | | | | |
| Lupo/Polo 1,4 TDI | | 99- | | | | | | | | | | | | | | | | | | | | | | |
| Golf/Bora/Beetle/Sharan 1,9 TDI | | 99- | | | | | | | | | | | | | | | | | | | | | | |
| Passat 1,9 TDI | | 99-00 | | | | | | | | | | | | | | | | | | | | | | |
| Passat 1,9 TDI | | 00- | | | | | | | | | | | | | | | | | | | | | | |
| Lupo/Polo 1,7 SDI, Polo 1,0 SDI | AGD, AHG, AKU, ASX | 95- | | | | | | | | | | | | | | | | | | | | | | |
| Polo 1,3/1,4D | MN, 1W | 86-94 | | | | | | | | | | | | | | | | | | | | | | |
| Polo Classic/Caddy 1,7/1,9 SDI | AEY, AFN, AHB, AHU, AKW, ALE | 95- | | | | | | | | | | | | | | | | | | | | | | |
| Polo Classic 1,9 TDI | | 95- | | | | | | | | | | | | | | | | | | | | | | |
| Golf/Vento 1,9 SDI | | 95- | | | | | | | | | | | | | | | | | | | | | | |
| Polo/Caddy Pick-Up 1,9D | AEF | 95- | | | | | | | | | | | | | | | | | | | | | | |
| Polo Classic/Caddy 1,9 SD | 1Y | 96- | | | | | | | | | | | | | | | | | | | | | | |
| Polo/Caddy/Beetle 1,9 TDI | AGP, AGR, AHF, ALH, AQM, ASV | 97- | | | | | | | | | | | | | | | | | | | | | | |
| Polo Classic/Golf/Bora 1,9 SDI/TDI | | 97- | | | | | | | | | | | | | | | | | | | | | | |
| Golf/Jetta/Caddy 1,5/1,6 D/Turbo | Manual tensioner CK, CR, CS, CY, JK, JP, JX, JR, KY, RA, ME, SB, AAZ, ABL, 1V, 1X, 1Y, 1Z | 76-95 | | | | | | | | | | | | | | | | | | | | | | |
| Golf/Vento 1,9 D/TDI | | 76-95 | | | | | | | | | | | | | | | | | | | | | | |
| Passat/Santana D/Turbo | | 76-95 | | | | | | | | | | | | | | | | | | | | | | |
| Transporter 1,6D/1,7D/1,9 D/Turbo | | 76-95 | | | | | | | | | | | | | | | | | | | | | | |
| Golf/Vento 1,9 TD/TDI | Automatic tensioner AAZ, AFN, AHU, ALE, 1Z, AVG | 91-01 | | | | | | | | | | | | | | | | | | | | | | |
| Golf Cabrio 1,9 TDI | | 91-01 | | | | | | | | | | | | | | | | | | | | | | |
| Passat 1,9TD/TDI | | 91-96 | | | | | | | | | | | | | | | | | | | | | | |
| Golf/Vento 1,9 D/TD | Two piece injection pump sprocket 1Y, 1X, AAZ, ABL | 94- | | | | | | | | | | | | | | | | | | | | | | |
| Passat 1,9 TD | | 94-96 | | | | | | | | | | | | | | | | | | | | | | |
| Transporter 1,9 TD | | 94- | | | | | | | | | | | | | | | | | | | | | | |
| Passat/Sharan 1,9 TDI | Single piece injection pump sprocket 1Z, AFN, AHH, AHU, AVG | 95-00 | | | | | | | | | | | | | | | | | | | | | | |
| Passat 1,9 TDI | Two piece injection pump sprocket AFN, AHH, AHU | 97-00 | | | | | | | | | | | | | | | | | | | | | | |
| Passat 2,5 V6 TDI | AFB, AKN | 98- | | | | | | | | | | | | | | | | | | | | | | |
| Transporter 2,4 D | AAB | 90-95 | | | | | | | | | | | | | | | | | | | | | | |
| Transporter 2,4 D | AAB, AJA | 95- | | | | | | | | | | | | | | | | | | | | | | |
| Transporter 2,5 TDI | ACV, AHY, AJT | 95- | | | | | | | | | | | | | | | | | | | | | | |
| LT 2,4D /Turbo D | Manual tensioner ACL, ACT | 92-96 | | | | | | | | | | | | | | | | | | | | | | |
| LT 2,5 SDI/TDI | AGX, AHD, ANJ, APA | 96- | | | | | | | | | | | | | | | | | | | | | | |

BTW-Spezialwerkzeug GmbH
Weberstr. 5 42899 Remscheid
Tel. : 02191/69 200-0
Fax Einkauf: 02191/69200-20
Fax Verkauf: 02191/69200-10
info@btw-werkzeug.de
<http://www.btw-werkzeug.de>